




Sue's real Scottish garden last week

Welcome to Make a Flower in May

If you don't have a
Garden full of real
flowers like Sue
just now
you can make a
'flower' from just
about anything



You can make a flower out of anything you like



Can you find
Phil Frog
sitting in his
garden next to
the lilly pond
He is so
lonely in
lockdown with
no children
allowed to
visit

Phil suggested
the children
could make a
lilly pond at
home to remind
them of him

This one is really easy why not try it yourself?

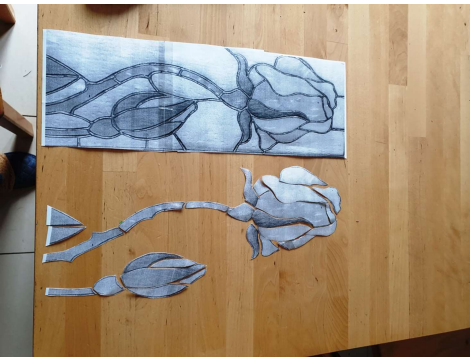


[-> Make a Lilly Pond](#)


Annie and Katie had another idea



-> Window Gardening – Mayflowers






My Mum usually makes roses from glass.




But she can make roses from clay



I like my flower better



Granny Winnie is locked down too, but she can show us how to knit poppies



-> Poppy Growing in Roslin

Do they look
like the ones
in her
garden




-> Poppy Patterns

Benjie and Alice both made a 'flower'

With a small battery and a few LEDs you can make light up flowers.

It's easier if you cut the legs on the LED to about 1cm long and you might need to bend them a little to grip the battery. A little sticky tape holds the finished flower together.

usual warnings about batteries apply - they're especially dangerous if swallowed.



Alice loves
her mint
and pepper
rose.
It tastes
good too!

We loved making our 'Forget me not' for the door



We used
A metal coat hangar
Ripped up Dad and Mum's
old jeans and my old Jim
jams

It took quite a while



We painted a rainbow on a pine cone
and put it in the middle for the NHS

